



# 2022 GUIDE BOOK

# WELCOME TO HSR!

Welcome to Hale Scout Reservation! The time has come to start the groundwork that will make your troop's summer camp experience a success. In preparing for camp, it is important that you read the entire 2022 Guide and be familiar with its contents before coming to camp. Please share the contents with all leaders attending HSR as well as parents.

The summer camp experience is an opportunity for your troop to use the skills that you have been building all year. Working with your Patrol Leaders Council, you can plan an exciting summer camp experience. Utilize the facilities and programs offered at Camp Hale to enrich your summer camp experience; however, do not limit your experience to the programs offered by the camp staff. The campsite and troop experience that you create is one that is unique to you and your troop.

This guide will help you get your camp adventure started and ensure that you and your Scouts have the best summer ever at camp!

Hale Scout Reservation is Celebrating its 91st anniversary this year! We are excited to celebrate this occasion with you!

Sincerely,



Roger Findahl  
Camp Director



## SUMMER CAMP

Hale Scout Reservation  
1 Camp Tom Hale Rd. · Talihina · Oklahoma · 74571

[May - July Only]

Donald W. Reynolds Scout Resource Center  
4295 S. Garnett Rd.  
Tulsa OK 74146

[halescoutreservation.org](https://halescoutreservation.org)  
[camphale@okscouts.org](mailto:camphale@okscouts.org)

800.367.1272 ext. 214    [facebook.com/halebsa](https://facebook.com/halebsa)  
918.392.1214    @camp\_hale

## TABLE OF CONTENTS

Camp Fee.....	3
Refund Policy.....	3
Camp Check-in / Check-out.....	4
How to Survive the First Day of Camp....	5
Daily Schedule.....	6
Dining Hall.....	7
Special & Dietary Needs.....	8
Merit Badges.....	9
Merit Badge Sign up.....	12
Class Selection Sheet.....	13
Programs.....	14
Soaring to Eagle.....	15
Swim Classification.....	16
Adult Leader Trainings.....	18
Camp Programs & Competitions.....	19
Camp Amenities.....	20
Packing List.....	21
HSR Map.....	22
Directions to HSR.....	23
Services in Talihina.....	24
Camp Staff.....	25
Policies & Procedures.....	28
ZBASE/Winter Camp.....	29

## SUMMER 2022 SESSIONS

**June 5 - 11**  
Session 1

**June 12 - 18**  
Session 2

**June 19 - 25**  
Session 3

**June 26 - July 2**  
Session 4

**July 3 - 9**  
Session 5

**July 10 - 16**  
Session 6

## 2022 SUMMER CAMP PRICES MASTER LIST

### Camp Fees

Campsite Reservation	\$10 per person
----------------------	-----------------

Youth Fee	\$325
Adult Fee	\$225

Part-Time Adult Fee	\$40 per day
Visitor Meals	\$10 per plate

2022 Early Bird Deadline : April 1, 2022	\$300
---	-------

2022 Camp Fee Deadline : May 1, 2022	\$325
---	-------

2022 Late Fee Begins : May 2, 2022	\$350
---------------------------------------	-------

### Program Fees

Archery Merit Badge	\$6
Basketry Merit Badge	\$15 to \$25 <sup>a</sup>
Electricity/Electronics Merit Badge	\$25
Graphic Arts	\$5
Horsemanship Merit Badge	\$100
Leather-work Merit Badge	\$6 to \$18
Metalwork Merit Badge	\$8
Plumbing Merit Badge	\$6
Pottery Merit Badge	\$5
Rifle Merit Badge	\$15 <sup>b</sup>

Robotics Merit Badge	\$5
Shotgun Merit Badge	\$30 <sup>b</sup>
Space Exploration Merit Badge	\$12
Welding Merit Badge	\$20
Whitewater Merit Badge	\$25
Woodcarving Merit Badge	\$5 to \$20 <sup>a</sup>

<sup>a</sup>depending on materials chosen

<sup>b</sup>includes all ammo & ear plugs

Program fees are subject to change based on current prices of services and equipment.

- Scouts will receive the early bird discounted price of \$300 per scout if paid in full on or before by April 1st, 2022.
- Additional scouts added after the May 1st, 2022 deadline or participants not paid in full by May 1st will pay a \$25 late fee per Scout. Unit paid fees are only transferable within the same unit.
- Units must make their final payments for camp on or before May 1st, 2022.
- No refunds of overpayment or cancellations will be made after May 1st, 2022.**
- Please note we hire our staff and make equipment purchases based on the number of participants that you have reserved with us. As we purchase equipment, supplies, food and hire our staff those funds are no longer available for refunds.
- Refund requests will be considered on a case by case basis and must be submitted in writing. Refunds will not be available for vacations, sports, band, events, summer school, school events or changing one's mind. The request explaining the extenuating circumstances must be sent within 14 days of the scheduled reservation date. Any request concerning a medical illness must be accompanied by a doctor's statement. If approved the money will be refunded to the entity paying the original fee within 30 calendar days of the approval.
- Requests must be sent to the council office at Indian Nations Council, 4295 S Garnett Road, Tulsa, OK 74146.
- For questions about prices for Webelos Scouts just crossing over please call us at: (918) 743-6125 ext. 214

TO REGISTER FOR CAMP HALE VISIT [HALESCOUTRESERVATION.ORG](https://HALESCOUTRESERVATION.ORG)

## CAMP CHECK-IN

---

### Plan on arriving between 1:00 PM - 4:30 PM

Your troop contact will need to log in to Blackpug and select what time your unit would like to arrive.

- If it is not possible for your unit to check-in during regular check-in times, please contact us two weeks prior to your week at camp.
- If your Troop must check-in early, please contact us two weeks prior to your arrival at camp. There will be a fee for early arrival of any troop, or portion of a troop. The fee is \$100.00 per unit.
- When you arrive at camp you will be greeted by a staff member who will direct you to the appropriate place to park. Staff members will load all your equipment into trucks for transport to your campsite. If your troop brings a trailer to camp you are allowed to leave it in the campsite, but your vehicles must be parked in the parking lots (not at your camp site). One scoutmaster from your troop will need to come to the office with all the paper work listed below, in the office they will receive merit badge information and wrist bands for the troop.
- During the time your scoutmaster is checking in with the front office all other members of the unit will be going on a staff led tour of camp. After the tour ends staff will lead the campers back to the campsite, from there the scouts can go to the pool for their swim checks.

### What to bring to check in:

- Physicals for all Scouts and leaders on current official BSA form (no sports or school physicals accepted).
- Out of councils troops will need proof of insurance and a copy of your claim form.
- Unit Membership Roster (troop roster from your local council) All Adults staying at camp must be registered members of the Boy Scouts of America.
- Copy of OA election report, if participating in OA Call Out at summer camp.
- Copy of OA Lodge approval to participate in local ceremony. (Out of council only.)
- Swim check form signed by individual administering test.
- Special Dietary & Medical Needs Roster from page 8, if applicable.

## CAMP CHECK-OUT SATURDAY • BY 10AM

---

### CHECK-OUT BEGINS AT 7AM

Saturday morning breakfast will be served at 7:00 AM there are no shifts, and there will not be a flag ceremony held. Troops will come to the Dining Hall, eat, bus their tables and return to their campsite for inspection.

### OFFICIAL CHECK-OUT TIME IS NO LATER THAN 10:00 AM

All troops need to be checked out of their campsites by a camp guide, who will meet you in your campsite after breakfast.

All troops must check-out through the camp office. There you will receive your camp patches, medical forms, merit badge records, and other miscellaneous items. Medical forms will be shredded if not picked up.

If your troop needs to depart earlier, please make arrangements through the camp office.

Upon exit from camp if any equipment or camp property that might have been damaged by the unit will be assessed and other than normal wear and tear, units are asked to cover the cost of repairs or replace damaged or broken items.



# HOW TO SURVIVE THE 1ST DAY OF CAMP

## 1 Check your Transportation

Most troops find the fewer cars they bring to camp, the easier it is to keep track of everything, it also helps cut down on the amount of traffic inside camp, which is good for everyone.

## 2 Organize your Equipment

Before leaving for camp, have a shakedown at your troop meeting. Make sure all your equipment for the week is organized and labeled with names and troop numbers. Packing all personal equipment into one bag or footlocker is the best way to organize a Scout's personal gear.

## 3 Outfit your Scouts

Every Scout that comes to camp should have a small day pack to carry all of their essentials. This pack should be accessible so when you get to camp everything they will need for the day is right at hand.

### Day pack checklist

- Rain gear
- Swim suit
- Sunscreen
- Water bottle
- Towel
- Bug repellent

## 4 Divide & Conquer

Scoutmasters who divide their responsibilities between all the adults will have a much easier check in day. Only one adult leader should go to the office to check in. The others should go on the tour of camp with the Scouts and another can be in charge of the troop equipment.

## 5 Early Swim Checks

Troops that do their swim checks before coming to camp save time on Sunday, if you can't have them done before camp we will be happy to do them when you arrive. The Unit Swim Classification Record form can be found on page 15.

## 6 Double-check the Paperwork

Make sure you have all the paperwork mentioned on the check in page, remember camp can be a crazy day for the staff as well so bring back up copies of everything, especially swim rosters. Before you leave, have a roster of all the adults and scouts coming to camp, as we know that sometimes things change at the last minute.

## 7 Arrive On-Time

Check in on Sunday starts at 1:00 pm, this gives the staff time to prepare Sunday. If your troop needs to make early arrival arrangements please call 2 weeks ahead of time. If you haven't made arrangements please plan on arriving between 1:00 pm–4:30 pm.

## 8 Be Flexible

Sunday check-in can be a new and occasionally challenging experience but as long as you take time to relax and go with the flow you'll have a great day.

# DAILY SCHEDULE

	SUN	MON	TUE	WED	THU	FRI	SAT		
6:00		Mile Swim Practice				5:30am Mile Swim		7:00am Both shifts eat breakfast	
7:15		1st Chapel							
7:30		1st Breakfast							
7:45		2nd Chapel							
8:00		Flags							
8:10 - 8:40		2nd Breakfast						Check-out by 10:30am	
9:00 - 10:00		MB Class #1					Merit Badge Make-up		
10:20 - 11:30		MB Class #2							
12:00 - 12:40		1st Lunch							
12:40 - 1:15		2nd Lunch							
1:15	1:00PM Check-in Begins	SPL Mtg @ Flag Pole							
1:30		Leaders Mtg @ Dining Hall							
1:30 - 2:40	Camp Tour	MB Class # 3					Camp Olympics		
2:50 - 4:00	Swim Checks	MB Class #4 (3:50 Fire Drill)	MB Class #4			FREE TIME			
5:30 - 6:00	1st Dinner								
6:00	Flags								
6:10 - 6:40	2nd Dinner								
7:15 - 9:00	Leaders Mtg @ Dining Hall	Free Time					8pm @ TP for Campfire		
9:00 (Quiet Time)	Assemble @ TP for Campfire			8:45pm SM Social @ Dining Hall		9:30pm OA Social @ Dining Hall			
10:15	Taps [LIGHTS OUT]								

The Dining Hall is the most popular place in camp! Our dining hall features air conditioning and an indoor climbing wall, during lunch Scouts race to see who can get to the top fastest.

Meals at HSR are served buffet style and a salad bar will be available during lunch and dinner.

HSR strives to create a menu that is nutritious while also being something that Scouts want to eat. We take pride in helping Scouts with special food needs, our special dietary or medical needs form can be found on page 8.



## SPECIAL DIETARY & MEDICAL NEEDS ROSTER

We want to make your Scouts experience at HSR is memorable, without the worries of food allergies. Our dining hall will make modifications to fit special dietary needs. You may also bring an ice chest with your Scout's name and troop number on it that contains food they will be able to eat in case there isn't a substitute. We will have ice at camp to keep this cold. This Special Dietary & Medical Needs Roster will inform the staff of the products that the Scout is allergic to. Two weeks before camp we will have a book with the ingredients of most of the items that will be served in the Dining Hall. If an EpiPen is required, that needs to be listed on the Special Needs Request as well. Please be aware that there is a possibility of menu changes during the week.

If you have any questions concerning this you can contact us at **918-392-1214** **1-800-367-1272 ext. 214** or email **camphale@okscouts.org**.

**Please list all Scouts & leaders requiring special needs including:**

- Specific medical treatments while in camp (including injections with extreme reactions to specific allergies)
- Special diets
- Special medical equipment (including adults that require transportation - must have physicians note)

Troop Number \_\_\_\_\_

Council \_\_\_\_\_

Name	Special Need	Medical Director Check	Camp Director Check



## MERIT BADGES

---

Merit Badge classes form the backbone of the program at Hale Scout Reservation. Each day is divided into 4 blocks of class instruction time. With over 40 different classes to choose from, your Scouts will be sure to find classes that will suit their needs. Each of our classes are taught by highly qualified staff dedicated to helping Scouts earn their requirements. At Hale Scout Reservation we pride ourselves on our commitment to providing your troop with the opportunity to complete your merit badges, staff are available to provide campers with extra instruction if it is needed. Additionally Friday morning at camp is set aside as Merit Badge Makeup Day, this gives Scouts ample opportunity to complete their merit badges.

Each morning, at breakfast, Scoutmasters will be provided a report of requirements earned for each Scout in their troop. At the end of the week each troop will be given a record of all requirements earned by their Scouts digitally, all partials will be indicated as well.

### Free Time Merit Badges

Scouts can sign up in advance to enjoy evening free time to earn Bonus Merit Badges! These badges are free and are available to all campers.

## Merit Badge List

### **ARCHERY**

Location: Shooting Sports

### **BASKETRY**

Location: ToolCraft

### **CAMPING**

Location: ScoutCraft

### **CANOEING**

Location: Bohannon Lake

### **CITIZENSHIP IN THE WORLD**

Location: Civics Center

### **CLIMBING**

Location: Winding Stair Mountain Center

### **COMMUNICATION**

Location: Civics Center

### **DIGITAL TECHNOLOGY**

Location: Tech Center

### **ELECTRICITY**

Location: ToolCraft

### **ELECTRONICS**

Location: ToolCraft

### **EMERGENCY PREPAREDNESS**

Location: ScoutCraft

### **ENGINEERING**

Location: Tech Center

### **ENVIRONMENTAL SCIENCE**

Location: Nature

### **FIRST AID**

Location: ScoutCraft

### **FISH & WILDLIFE MANAGEMENT**

Location: Nature

### **FISHING**

Location: Nature

### **FORESTRY**

Location: Nature

### **GAME DESIGN**

Location: ToolCraft

### **HORSEMANSHIP**

Location: Riding Arena

### **KAYAKING**

Location: Bohannon Lake

## Merit Badge List (Continued)

### **LEATHER-WORK**

Location: ToolCraft

### **LIFESAVING**

Location: Pools

### **MAMMAL STUDY**

Location: Nature

### **METALWORK**

Location: MetalWork

### **MOTOR BOATING**

Location: Bohannon Lake

### **MOVIE MAKING**

Location: Tech Trailer

### **NATURE**

Location: Nature

### **ORIENTEERING**

Location: ScoutCraft

### **PHOTOGRAPHY**

Location: Tech Trailer

### **PIONEERING**

Location: ScoutCraft

### **PLUMBING**

Location: MetalWork

### **POTTERY**

Location: ToolCraft

### **REPTILE & AMPHIBIAN STUDY**

Location: Nature

### **RIFLE SHOOTING**

Location: Shooting Sports

### **ROBOTICS**

Location: Tech Trailer

### **SHOTGUN SHOOTING**

Location: Shooting Sports

### **SIGNS, SIGNALS & CODES**

Location: ScoutCraft

### **SMALL BOAT SAILING**

Location: Bohannon Lake

### **SNOW SPORTS**

Location: Winding Stair  
Mountain Center

### **SOIL & WATER CONSERVATION**

Location: Nature

### **SPACE EXPLORATION**

Location: Tech Center

### **SWIMMING**

Location: Pools

### **WELDING**

Location: MetalWork

### **Whitewater**

Location: Bohannon Lake  
\*only offered if river  
conditions are safe upon  
arrival at camp



## Special Activities

---

### **STAND UP PADDLE BOARDING**

Location: Water Front

### **SNORKELING AWARD**

Location: Water Front

### **BSA LIFEGUARD**

Location: Water Front

## Free Time Merit Badges

---

Free time merit badges are offered Monday through Thursday from 7:15 PM to 9:00 PM.

### **ART**

Location: ToolCraft

### **ASTRONOMY**

Location: Nature Center

### **CHESS**

Location: Nature Center

### **GEOCACHING**

Location: ScoutCraft

### **FIRE SAFETY**

Location: ScoutCraft

### **FINGERPRINTING**

Location: Scoutcraft

### **SCOUTING HERITAGE**

Location: ScoutCraft



# MERIT BADGE SIGN-UP

[halescoutreservation.org](http://halescoutreservation.org)

Hale Scout Reservation uses an online merit badge system that makes scheduling easy and provides leader updates at camp as to how your Scouts are doing in each class. At the end of your session you will be provided Digital Blue Cards and a list of each merit badge class your Scouts took and what they completed.

Be sure to read the following information before you sign up online and remember that online Merit Badge Sign-ups go live on April 1st.

- Each Merit Badge requires one block with the exception of Archery and Soaring to Eagle which requires two blocks.
- BSA Lifeguard requires all four blocks and some free time. Scouts will not be able to earn any merit badges when enrolled in this activity.
- The following merit badges are taught together in one block Basketry & Leather-work; Electricity & Electronics; Fish & Wildlife Management/Soil & Water Conservation; Plumbing. It is only necessary to sign up for one, you will be automatically signed up for both.
- You will need the date of birth and current rank for each Scout.
- Adult BSA Training sign-up (with the exception of Red Cross Trainings) is at done at camp.
- Information collected on Native American ancestry is used for the Maury Clancy Campership fund.

## HOW TO SIGN-UP STEP-BY-STEP

Once you have registered for Summer Camp there will be 2 ways to access the online Merit Badge sign up.

1. You can access through the confirmation email you received.

**or**

2. You can go directly to the site and access your registration.

In both cases you will need:

1. Your registration number (found in the confirmation email or email [camphale@okscouts.org](mailto:camphale@okscouts.org) to get your number).

2. Your Scouts Merit Badge preference. Use the Summer Camp Class Selection Worksheet to assist you.



# Class Selection Worksheet

Use this worksheet to help individuals plan and turn in their class selections.  
Refer to the Leaders Guide for a complete listing of classes for youth and adults.

Name: \_\_\_\_\_

Age: \_\_\_\_\_

## 1st Block

First Choice: \_\_\_\_\_

Second Choice: \_\_\_\_\_

## 2nd Block

First Choice: \_\_\_\_\_

Second Choice: \_\_\_\_\_

## 3rd Block

First Choice: \_\_\_\_\_

Second Choice: \_\_\_\_\_

## 4th Block

First Choice: \_\_\_\_\_

Second Choice: \_\_\_\_\_

## Free Time Classes

First Choice: \_\_\_\_\_

Second Choice: \_\_\_\_\_

3rd Choice: \_\_\_\_\_

4th Choice: \_\_\_\_\_

## Adult Training

IOLS: \_\_\_\_\_

CPR & First Aid: \_\_\_\_\_

Wilderness First Aid: \_\_\_\_\_

Swimming & Water Rescue \_\_\_\_\_

Paddle Craft Safety \_\_\_\_\_



# Programs

## HORSEMANSHIP PROGRAM

- Hale Scout Reservations horsemanship program offers the Scouts enrolled in the class the an introduction in raising, caring and riding horses. Scouts will ride horses throughout the week. Horsemanship is \$100 this year and it includes a trail ride on Friday. Adults and Scouts not enrolled in the merit badge may have the opportunity to participate in the Friday trail rides at a cost \$25 which can be paid in the Trading Post.

## WINTER SPORTS MERIT BADGE





- Earn your Winter Sports Merit Badge in the summer! June & July in Oklahoma may not seem like the place to learn how to Ski, but wait till you see our ski slope! Scouts will learn the basics of Alpine skiing in a controlled environment. It is definitely one of the coolest places on camp! After this class you can look forward to hitting the slopes!

## AQUATICS

- Aquatics activities are not in short supply at HSR. With two pools and Lake Bohannon there is plenty to do during your stay at camp. The pool and lakefront have over 13 classes available for Scouts and adults to take including BSA Lifeguard, Snorkeling, Paddle boards, Whitewater Kayaking, and Motor Boats just to name a few!
- During Free Time be sure to check out the Lakefront for activities like the Wet Willy Slide, Blob, Ice Berg, boats and fishing!
- Canoes, kayaks, rowboats and paddle boards are all available during free time!

## SHOOTING SPORTS

- No trip to camp would be complete without some time at the shooting range. At HSR campers can choose from classes in Rifle, Shotgun and Archery. These classes teach Scouts proper handling, care and techniques of shooting. During free time the ranges are open to anyone but the shooting sports staff is ready to help scouts qualify for their merit badge.
- On Wednesday during free time Troops compete to see who is the best shot in camp! Patrol Leaders compete in archery, Senior Patrol Leaders compete in rifle and the Scoutmasters square off at the shotgun range.



## SOARING TO EAGLE

### First Year Camper Program

During class time Scouts will focus their time on requirements that are not easy to earn in the troop setting. Our goal at Soaring to Eagle is to assist the scoutmaster with their troops rank advancement program. The new Soaring to Eagle program is designed as an introduction to camp. Scouts will have the opportunity to explore camp and experience more of the fun activities HSR has to offer. Scouts will start the day at the Soaring to Eagle building, but they will spend most of the time out on the trails. Each day at Soaring to Eagle is a new experience at a new part of camp.

#### **Soaring to Eagle requires two blocks.**

This gives Scouts two other blocks to work on merit badges.

<i>Tenderfoot</i>	<i>2nd Class</i>	<i>1st Class</i>
3a, 3b, 3c, 3d	2a, 2b, 2c, 2d	3a, 3b, 3c, 3d
4a, 4b, 4c, 4d	3a, 3c, 3d	5a
5a, 5b, 5c	5a, 5b, 5c, 5d	6a, 6b, 6c, 6d, 6e
	6a, 6b, 6c, 6d, 6e	7a, 7b, 7c

#### **Free Time at Soaring to Eagle**

*Monday - Thursday*

During evening free time, Scouts will be able to earn the Totin' Chip and Fireman Chit. Starting Tuesday, scouts who have already earned their Totin' Chip can work on earning the Paul Bunyan Award.



# Unit Swim Classification Record

This is the individual's swim classification as of this date. Any change in status after this date (i.e., nonswimmer to beginner or beginner to swimmer) would require a reclassification test performed by an approved test administrator. Changes and corrections to the following chart should be initialed and dated by the test administrator.

**SPECIAL NOTE:** When swim tests are conducted away from camp, the camp aquatics director retains the right to review or retest any or all participants to ensure that standards have been maintained.

Unit Number \_\_\_\_\_

Date of Swim Test \_\_\_\_\_

	Full Name (Print) (Draw lines through blank spaces.)	Medical Recheck	Swim Classification		
			Nonswimmer	Beginner	Swimmer
1					
2					
3					
4					
5					
6					
7					
8					
9					
10					
11					
12					
13					
14					
15					

## NAME OF PERSON CONDUCTING THE TEST:

\_\_\_\_\_  
Print Name

\_\_\_\_\_  
Signature

\_\_\_\_\_  
Qualification

\_\_\_\_\_  
Council/Agency (Red Cross, YMCA, etc.)

## UNIT LEADER:

\_\_\_\_\_  
Print Name

\_\_\_\_\_  
Signature

## SWIM CLASSIFICATION PROCEDURES

The swim classification of individuals participating in a Boy Scouts of America activity is a key element in both Safe Swim Defense and Safety Afloat. **The swim classification tests should be renewed annually, preferably at the beginning of each outdoor season.** Traditionally, the swim classification test has only been conducted at a long-term summer camp. However, there is no restriction that this be the only place the test can be conducted. It may be more useful to conduct the swim classification prior to a unit going to summer camp.

All persons participating in BSA aquatics are classified according to swimming ability. The classification tests and test procedures have been developed and structured to demonstrate a skill level consistent with the circumstances in which the individual will be in the water (e.g., the swimmer's test demonstrates the minimum level of swimming ability for recreational and instructional activity in a confined body of water with a maximum 12-foot depth).

### ADMINISTRATION OF SWIM CLASSIFICATION TEST (THE LOCAL COUNCIL CHOOSES ONE OF THESE OPTIONS):

#### OPTION A (at camp):

The swim classification test is completed the first day by camp aquatics personnel.

#### OPTION B (Council conducted/council controlled):

The council controls the swim classification process by predetermined dates, locations, and approved personnel to serve as test administrators. When the unit goes to summer camp, each individual will be issued a buddy tag under the direction of the camp aquatics director for use at the camp.

#### OPTION C (At unit level with council-approved aquatics resource people):

The swim classification test done at a unit level should be conducted by one of the following council-approved resource people: **Aquatics Instructor, BSA; Aquatics Cub Supervisor; BSA Lifeguard; BSA Swimming & Water Rescue; or other lifeguard, swimming instructor, etc.** When the unit goes to summer camp, each individual will be issued a buddy tag under the direction of the camp aquatics director for use at the camp.

### TO THE TEST ADMINISTRATOR

The various components of each test evaluate the several skills essential to the minimum level of swimming ability. **Each step of the test is important and should be followed as listed below:**

#### SWIMMER'S TEST:

Jump feetfirst into water over the head in depth, level off, and begin swimming. Swim 75 yards in a strong manner using one or more of the following strokes: sidestroke, breaststroke, trudgen, or crawl; then swim 25 yards using an easy resting backstroke. The 100 yards must be swum continuously and include at least one sharp turn. After completing the swim, rest by floating.

#### BEGINNER'S TEST:

Jump feetfirst into water over the head in depth, level off, swim 25 feet on the surface, stop, turn sharply, resume swimming as before, and return to starting place.



# ADULT LEADER TRAINING

At HSR we truly believe that “Every Scout Deserves a Trained Leader” and offer a variety of trainings to help your troop back home be the best it can be while you are spending your time at camp.

## INTRODUCTION TO OUTDOOR LEADER SKILLS (IOLS)

Working as patrols, this hands-on course provides adult leaders the practical outdoor skills they need to lead Scouts in the out-of-doors. Upon completion, leaders should feel comfortable teaching Scouts the basic skills required to obtain the First Class rank. Along with Scoutmaster Specifics this course is required of all direct contact leaders registered in Boy Scout Troops, in order to be considered “trained”.

## SWIMMING AND WATER RESCUE

Notes: need swim gear and have a swimmer rating.

Training for BSA Swimming & Water Rescue provides BSA leaders with information and skills to prevent, recognize, and respond to swimming emergencies during unit swimming activities. It expands the awareness instruction provided by Safe Swim Defense training.

## PADDLE CRAFT SAFETY

BSA Paddle Craft Safety expands Safety Afloat training to include the skills and knowledge needed for a unit leader to confidently supervise canoeing or kayaking excursions on flat water.

## IOLS PACKING LIST

Some of the equipment needed for IOLS are things you already bring to camp, look over the list and make sure you have the following items for the training.

### OUTDOOR ESSENTIALS

- Boy Scout Handbook
- Pocket Knife
- First Aid kit
- Rain Gear
- Water Bottle
- Flashlight
- Matches or Fire-starter
- Sun Protection
- Compass
- Bug Repellent

## CPR & FIRST AID FOR ADULT LEADERS

### AMERICAN RED CROSS FIRST AID & CPR PRO WITH AED TRAINING

- Location: Dining Hall
- Cost: \$65 (recertification \$35)
- Notes: Sign up online, space is limited

This course provides the essential knowledge to act in life-threatening emergencies, including: how to determine the safe response to an emergency situation; recognizing and caring for life-threatening emergencies such as respiratory and cardiac problems; treating injuries, including severe cuts and burns, strains and sprains; threatening sudden illness, caused by poisonings, bites and stings; Automated External Defibrillator (AED).

### AMERICAN RED CROSS WILDERNESS FIRST AID

- Location: Dining Hall
- Cost: \$80
- Notes: Sign up online, space is limited.

This course is an intensive introductory on caring for an accident or sudden illness victims when emergency medical help is not immediately available. Topics include assessing the situation, prioritizing care, and supporting the victim until emergency help is available. Specific care is discussed for severe bleeding, head and spinal injuries, breaks, burns, shock, and illness related to the environment. CPR/AED training is not included in Wilderness First Aid. CPR required before taking class.



## CAMP PROGRAMS AND COMPETITIONS

### CAMPFIRE

Each week there are two camp wide campfire programs. Sundays campfire is put on by the staff, it's the perfect time to meet the camp leadership and merit badge counselors and have some fun after check in day. Friday nights campfire is made up of skits and songs led by the campers and staff will hand out awards for the week.

### TUESDAY NIGHT CLIMBING COMPETITION

Tuesday night during free time individual scouts will have a chance to show off their climbing skills. This isn't just a race to the top, scouts will have to climb a specific route to proceed through the tournament.

### SHOOTING SPORTS COMPETITION

Wednesday night during free time the shooting sports staff hosts a competition for the leadership of your troop, adults included! Patrol leaders will put their skills to test at the Archery Range, Senior Patrol Leaders will shoot .22's and Scoutmasters will have the chance to show off their skills with the shotgun. One representative from each troop will participate in each activity.

### BOHANNON TRAIL


Early Friday morning starting at 6am the staff will lead an 11-mile hike to the top of Bohannon Trail, this hike is a rugged experience but the view at the top of Panorama vista is well worth it. There is also a shorter 5-mile hike offered. Scoutmasters need to sign up for the hike at the office by Wednesday evening. The full 11-mile hike covers the Camping Merit Badge requirement.

### THE ANNUAL HALE SCOUT OLYMPICS

Friday afternoon during free time a camp wide competition will be held to decide who the top troop in camp is. Games included in the Olympics test scout skills and knowledge. Gold, Silver and Bronze Medal patches, will be awarded at campfire for the top troops. Individual ribbons will be awarded to the winners of each individual competition.

### ORDER OF THE ARROW CALL OUT

Friday evening at the end of the campfire program, the Ta Tsu Hwa Lodge puts on a call-out ceremony that is sure to be one of the highlights of your week at Hale. Call-out is a way of recognizing scouts who have been elected to the Order of the Arrow. Scoutmasters need to bring a copy of their unit election report with them to camp. If your troop is from out of council you need to have a letter from your local lodge for permission to participate in the ceremony.



# CAMP AMENITIES

## CAMPSITES

Hale Scout Reservation will provide 1 wall tent with a wooden platform for every 2 people in your troop, this includes adult leaders. Cots are NOT provided. Each campsite has access to a power outlet. Troops may have to share their campsite space with other troops, please do not take more tents than you are allotted.

## BATHROOM / SHOWERS

Each campsite is located near a bathroom facility with running water and hot showers. Troops will be sharing their bathhouse with other troops. Senior Patrol Leaders will work with all the troops sharing the facilities to come up with a daily cleaning schedule. Cleaning supplies, trash bags and toilet paper are provided by the camp.

## LAUNDRY

Washers and dryers are located behind the Trading Post, there is no charge to use the machines but you must provide your own detergent. Detergent will be available for purchase in the trading post.

## ICE

Each troop will receive 1 bag of Ice a day for every 8 Scouts they have at camp. If you need additional ice it is available for purchase inside the Trading Post. An adult must accompany their Scouts to come get the ice. You will not be allowed to drive to the Trading Post for your ice. Bringing a couple of large empty backpacks or a small cart to camp will make transporting the ice much easier.

## INTERNET & PHONES

Wi-Fi is available in the dining hall and adult training center, access is for adults only.

Phone reception at camp is very poor, the best place to get reception is up by the water tower. Please remember that the camp office telephone number is for emergencies only. Verizon users have reception throughout camp.

## MAIL SERVICE

Mail is picked up daily in town from the post office. Stamps are available for purchase from the Trading Post, FedEx and UPS will deliver packages to camp. Scoutmasters can pick up the mail each afternoon from the Adult Training Center. Please remember that packages mailed after Tuesday may not make it to camp on time.

### FOR LETTERS






Name, Troop #, Council

Hale Scout Reservation  
Box 427  
Talihina, OK 74571

### FOR PACKAGE DELIVERY

Name, Troop #, Council

Hale Scout Reservation  
1 Camp Tom Hale Road  
Talihina, OK 74571



# PACKING LIST

---

Below are items that we suggest. Be sure to insert what you need on an individual basis.

Hale Scout Reservation provides canvas platform tents. They have 42 inch side walls with dimensions of 7'H X 7'W X 9'D. There is an electrical outlet in each campsite. There are individual shower/toilet facilities conveniently located near campsites.

As always label ALL belongings with troop number and name.

## PERSONAL EQUIPMENT

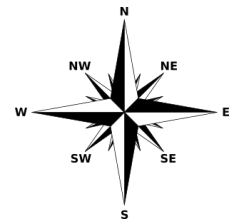
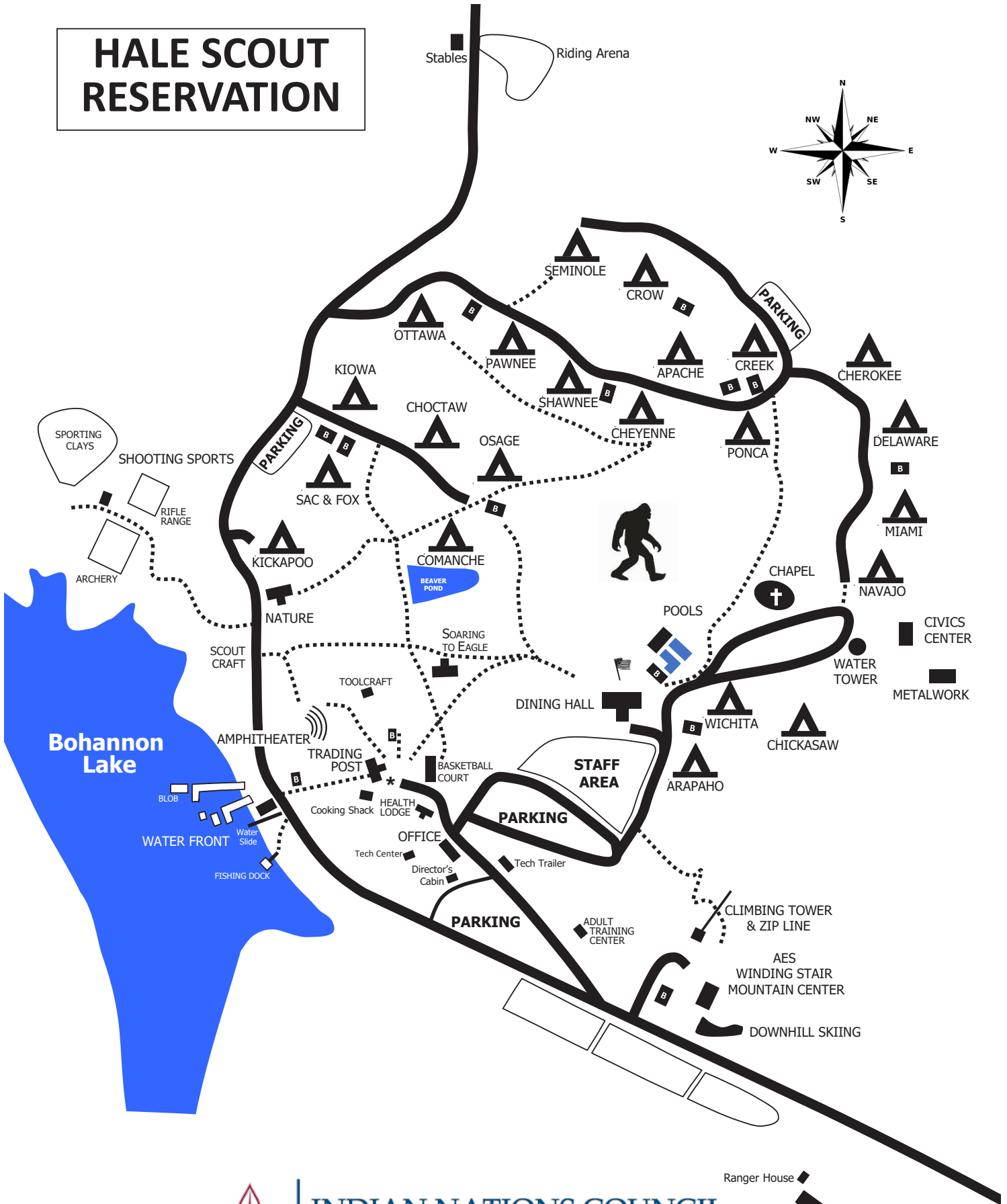
- Day pack/ small backpack
- Cot
- Blankets/ sheet or sleeping bag
- Rain gear
- 2-3 face masks
- Extra socks
- Laundry bag
- Extra underwear
- Long pants
- Swimming suit
- Shower shoes (no open toed shoes)
- Toiletry kit (toothbrush, toothpaste, soap, etc.)
- Flashlight
- Insect repellent
- Sunscreen
- Hand sanitizer
- Water bottle
- Pillow
- Hiking boots
- Water shoes (required for lake activities)
- Trading Post Money (in 2021 Scouts spent average of \$80 - \$100 at camp)

## OPTIONAL

- Notebook & pen/pencil
- Camera w/ extra batteries
- Watch
- Labeled wallet
- Duffel bag lock
- Personal first aid kit



# HALE SCOUT RESERVATION



INDIAN NATIONS COUNCIL  
BOY SCOUTS OF AMERICA



# DIRECTIONS TO CAMP HALE

Camp Hale is located 8 miles east of Tahlequah, Oklahoma off of highway OK-63 E. Most map apps can find camp easily if you input Hale Scout Reservation.

Be sure to view your route before you begin driving as sometimes the apps will try to bring you down Deadman's trail off of scenic bi-way 1, this is not a good route to travel.

The scenic bi-way 1 route is not accessible for trailers or buses. Please stick to the main highway for large vehicle and trailer traffic.

## MAILING ADDRESS

Hale Scout Reservation  
1 Camp Tom Hale Rd.  
Talihina, OK 74571

## PHYSICAL ADDRESS

Hale Scout Reservation  
Co Rd 249  
Talihina, OK 74571

## GOOGLE MAPS



**FROM TULSA  
TO HSR**

<https://goo.gl/maps/j9msqhHbXnt>

**FROM OKC  
TO HSR**



<https://goo.gl/maps/F9rbmGvEaFy>



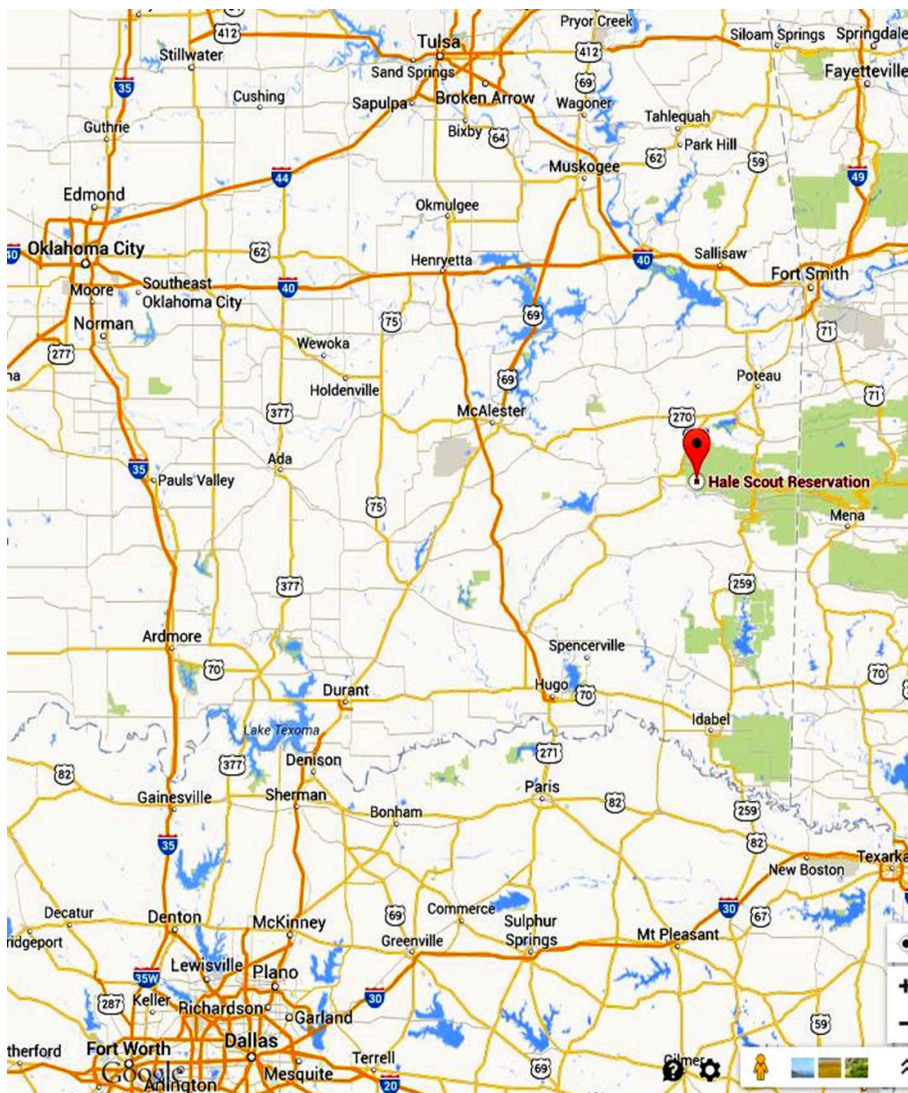
**FROM  
FT. SMITH TO  
HSR**

<https://goo.gl/maps/dwdvcppaRPv>

**FROM DALLAS  
TO HSR**



<https://goo.gl/maps/KFCS1aMA6iP2>





# SERVICES IN TALIHINA

## RESTAURANTS

**El Rancho Mexican Grill**  
704 2nd Street  
Talihina, OK 74571  
(918) 567-3333

**Higher Grounds Coffee House**  
104 Church Street  
Talihina, OK 74571  
(940) 372-1188

**Outlaw BBQ**  
103 Veterans Ave.  
Talihina, OK 74571  
(918) 567-2288

**Pam's Diner**  
304 Dallas Street  
Talihina, OK 74571  
(918) 567-2015

**Rockin H**  
54028 HWY 271 S  
Talihina OK 74571  
(918) 567-3054

**Subway**  
400 Dallas Street  
Talihina, OK 74571  
(918) 567-2700

**Treats & Treasures**  
316 Dallas Street  
Talihina, OK 74571  
(918) 567-2410

**Duncan's Delights**  
401 4th Street  
Talihina, OK 74571  
(918) 567-3118

## LODGING

**Black Rock Roost**  
900 2nd Street  
Talihina, OK 74571  
(580) 513-3805

**Rockin' H Inn**  
54158 US 271  
Talihina, OK 74571  
(918) 567-2162

**Rockin' H Downtown**  
504 Dallas Street  
Talihina, OK 74571  
(918) 567-3054

**Talimena State Park**  
50884 US HWY 271  
Talihina, OK 74571  
(918) 567-2052

## AUTOMOTIVE SERVICES

**McClards's Tire Service**  
309 2nd Street  
Talihina, OK 74571  
(918) 567-3446

**Scotty Russell**  
Mechanic  
55098 Camp Tom Hale  
Road  
Talihina, OK 74571  
(918) 567-2808

**Talihina Auto Supply**  
53913 US Highway 271 South  
Talihina, OK 74571  
(918) 567-2108

## SHOPS

**Dollar General**  
904 Dallas Street  
Talihina OK, 74571  
(877) 463-1533

**Lawson Pharmacy**  
301 2nd Street  
Talihina, OK 74571  
(918) 567-3111

**Hollands Thick and Thin Lumber**  
53921 US-271  
Talihina, OK 74571  
(918) 567-2222

# CAMP STAFF

## VOLUNTEERS

*Earn a free week of camp!*

Hale Scout Reservation is always looking for great people that live by the Scout Oath to volunteer in several positions. We need Red Cross First Aid CPR/AED, Wilderness First Aid, and BSA curriculum trainers. We are also looking for Chaplains and Commissioners. If you are interested in volunteering during your week at camp, please fill out an application found on the HSR website and submit to schedule an interview. If you are chosen as a volunteer we will waive your leaders fee for camp!

## PAID STAFF

The first difference you will notice at HSR is the staff. The great majority of our staff are of college age because we feel that an older staff is more experienced and can be better instructors and role models for your scouts. Another detail that sets our staff apart is the experience they have in their individual areas. We always accept applications.

To apply please fill out the staff application and send it to [rfindahl@okscouts.org](mailto:rfindahl@okscouts.org)





## DON'T TAKE ANY WOODEN NICKELS!

Have you ever heard this phrase?

At Hale Scout Reservation we are asking the adults in camp to give-away, not take wooden nickels.

The HSR staff is a remarkable group of young people. As director I tell them so all the time, but it means more coming from you, the customer. At check in you will receive wooden nickels. Your assignment is not to keep them, but give them to the staff member you see doing the right thing. You can make this decision on the spot, or you can let your Scouts help.

Nickels will be counted and used as recognition at our weekly staff meetings.



# POLICIES & PROCEDURES

---

## Introduction

It is the goal of Hale Scout Reservation to provide a safe, quality program to our campers. In addition to the Scout Oath, Scout Law, Guide to Safe Scouting, and Scouting Code of Conduct, the following rules have been established to ensure the continuation of Hale Scout Reservations' excellent safety record.

Leaders are asked to cooperate in the observance of these rules and in the common-sense operation of their troop. For the safety and enjoyment of all scouts in camp, troops unwilling to observe camp rules and policies will be asked to leave. Any questions or comments of these rules and policies can be addressed before camp by calling the Scout Resource Center at (918) 743-6125 ext. 231. We ask that leaders read all policies and procedures as they may be referred to while at camp and we want to make sure everyone is well informed.

The Camp Director may at their sole discretion direct individuals or groups to leave camp property for other serious misconduct not covered in this document.

## Registration

Every youth and adult that attends summer camp must be a registered member of the Boy Scouts of America. Proof of registration must be turned in to the front office upon check-in at camp.

## Unit Leadership

Each unit must have a minimum of two registered adult leaders over the age of 21 in camp at all times. The leader's primary responsibility is the safety of their Scouts, 24 hours a day. Adult leaders are also responsible for the discipline and control of Scouts they bring to camp. Some leaders have a great deal of knowledge of camping, scouting skills or merit badges and are asked to help in program areas. HSR is grateful for any adult leader is willing to lend a hand with camp programs.

## Parents and Visitors

Parents and visitors are always welcome. All visitors must sign in at the front office as soon as they arrive at camp. Visitors will also be required to wear a visitor wristband at all times while on camp property. If visitors would like to dine with campers during their stay they must purchase a meal ticket at the trading post. There are no camping facilities for visitors and they must leave by curfew at 9:00 PM. Registered adult leaders who wish to stay with their troop overnight are required to pay the daily rate fee.

## Leaving Camp

Anyone leaving camp must sign out at the camp office. The front gate of HSR will be locked from 9:00 PM–6:30 AM. If you require access to camp after 9:00 PM you will need to call the camp office at 918-567-2097.

Scouts will not be allowed to leave camp with someone other than their parents or legal guardian without the approval of the Scoutmaster. Scoutmasters should be advised not to allow Scouts to leave camp.

## Tobacco/Vaping

Adult leaders should not use tobacco or vaping products around young people. Persons under 18 are not permitted to use tobacco or vaping products. Tobacco & vaping is strictly forbidden in all camp buildings and tents. If you feel you must use tobacco or vape ask the staff where a designated smoking area is located.

## Health and Safety

The first aid lodge is available with a qualified health officer on duty 24 hours a day. In addition, HSR has an agreement with local physicians and hospitals if additional medical treatment is required. In the case of non-life-threatening injury or illness, the unit leader will be asked to provide transportation to the hospital or clinic as directed. Emergency services will be called in the case of accidents or illness of a more critical nature. There is no charge for medical services performed in camp for campers except for certain medical supplies. All campers needing services from hospitals/clinics are required to handle payment through their insurance policy.

## Insurance

The Indian Nations Council provides council-wide accident and sickness insurance coverage for all registered scouts and leaders within the Indian Nations Council.

Scouts and leaders from outside the Indian Nations Council must provide certification that they have troop and/or council insurance coverage. It is necessary that your troop be covered by medical insurance at camp. A copy of your certificate of insurance and necessary information for processing a claim must be on file with the camp medical officer before your troop can camp at Hale. This allows the Hale staff to arrange medical services quickly if needed. If your troop does not have insurance, please contact your local council. A national policy is available at a minimal fee.

## Medical Re-Check

All scouts and adult leaders must complete the current Annual Health and Medical Record with parts A, B & C completed within the last 12 months, if staying at camp for any length of time. If a camper arrives at camp without their medical record, it is the camper's responsibility to obtain the physical examination and complete the form before being allowed to participate at camp.

During check-in the Camp Health Officer will check each troops roster and medical forms to confirm that all participants are covered. The Health Officer will interview

# POLICIES & PROCEDURES

---

troop leadership to confirm that all campers are in good physical health. The camp retains the right to send scouts and leaders home if it is deemed that they pose a significant health risk to themselves or others.

## Medication

All Prescription Medication must come to camp in the original bottle from the pharmacy.

The Label must Contain:

- The campers name
- Date of prescription
- Doctor's name & phone number
- Correct dosage

No handwriting will be allowed on prescription medication bottles.

All over the counter medication must come to camp in the original containers.

The taking of medication is the responsibility of the individual taking the medication and/or their parent/guardian. A scout leader after obtaining all the necessary information, can agree to accept the responsibility of making sure as scout takes the necessary medication at the appropriate time. BSA policy does not mandate nor necessarily encourage the scout leader to do so. All prescription medication must be accompanied by a note from a parent or guardian giving permission for the medication to be administered by the scout leader.

Medical marijuana/cannabis is not authorized for use by scouts or leaders during their time at camp.

## Scout Uniform in Camp

Scouts are expected to wear the BSA field uniform (commonly called the Class A) to evening flags and dinner and to the Friday's closing campfire. Scoutmasters and adult leaders should instruct their troop in how to properly wear the uniform in line with the BSA Guide to Awards and Insignia

## Swimming Attire

Swimsuits must be modest.

- Males: Tight fitting swim briefs or swim bottoms short enough to allow exposure are not allowed.
- Females: Bikinis are not allowed. Modest tankinis or one-piece swimsuits are appropriate.

Outside of aquatics areas all campers are required to wear shirts and shorts or pants.

## Footwear

No bare feet. Campers will need sturdy shoes for hiking and a spare pair in case their shoes get wet. No open toed shoes. Scouts participating in lake or aquatic activities with exception of the pool, are required to have sturdy

pair of closed toed water shoes, open toed sandals are not acceptable to wear for lakefront activities.

## Campsites & Bathrooms

Campsite and bathroom cleanliness are the responsibility of the campers who use them. Any damage done to camp property by campers will be the responsibility of the individual's troop. Campsites may be inspected at any time to ensure the health and safety of all campers.

Each campsite has access to electric outlets. Electric is a shared resource between the troops staying in the campsite and special consideration must be made for campers who require electricity for medical purposes.

A scout is helpful, courteous, and clean, and we ask that troops work together to make sure that restroom facilities are cleaned daily. The camp will supply all necessary items to clean and sanitize restrooms.

Before checking out of camp, the camp staff will inspect all facilities to insure they are clean and free of damage.

## Garbage & Food in Campsites

Each day the camp ranger will pick up trash at 7:00 AM & 5:00 PM. Trash is to be bagged and placed at the nearest road to be picked up. No food is allowed inside of tents, food left in campsites must be secured in bear proof container or secured inside a covered trailer.

Hale Scout Reservation is bear country, besides bears there are raccoons and other smaller animals who will make a mess of unsecured food or garbage.

## Camp Curfew

Youth Campers are expected to be in campsite areas by 9:15 PM each evening. No scouts should be outside the campsite or bathrooms areas past 9:30 without an adult leader. Quiet hours are from 10:00pm to 6:30am. Lights out at 10:30pm.

## Pets/animals

No pets of any kind may be brought to camp. Wild animals are not to be fed, teased or captured. If there is a wild animal that poses a danger to campers notify the staff. Please remember that camp is for the most part a natural environment, snakes or other critters will be spotted if it does not pose a threat, scouts and leaders should take the opportunity to view nature from a safe distance and does not warrant notifying camp staff.

## POLICIES & PROCEDURES

---

### Vehicle Policy

The speed limit on all camp roads is 10 miles per hour.

It is the policy of the Boy Scouts of America that: Seat belts are required for all occupants in vehicles. The driver must be currently licensed and at least 18 years of age. The beds of trucks or trailers must never be used for carrying passengers.

Vehicles are to be parked in designated parking areas only. Troops may leave trailers in campsites, but all passenger vehicles must be parked in a parking lot. Consideration will be given to individuals who are authorized to use disabled parking placards, these individuals can request a parking permit from the camp office with a letter from their physician to explain the need and noted on their medical form based on this information.

### Prohibited Activities

The following activities are forbidden and violators will be immediately escorted off camp property.

1. Hunting.
2. Unauthorized use of all-terrain vehicles.
3. The use of bicycles. Hale Scout Reservation does not have proper facilities for biking, all bikes should be left at home.
4. Starting fires with gasoline, oil, diesel fuel, lighter fluid, propane, etc.
5. Starting fires outside of designated areas. No flames in tents or cabins, this includes lit mosquito coils, candles & hot plates. Please check with the camp staff to see if any burn bans are in effect before starting a fire. When not in use, all fuel (propane, white gas etc.) must be kept locked up.
6. Towing passengers on sleds, trailers or any other conveyance not intended for such use. No scouts or leaders may ride in the back of pickup trucks.
7. Use of firearms (including air guns, slingshots, BB guns or pellet guns) in any area other than the rifle/shotgun ranges. No other firearms or ammunition will be permitted at camp. No personal firearms are allowed at camp.
8. Use of fireworks.
9. Absolutely no alcohol or illegal drugs will be allowed on camp property. Drug and alcohol laws will be strictly enforced according to the laws of the state of Oklahoma. Use of these substances will result in immediate removal from camp.

### Emergency Drill

There will be a camp wide emergency drill within the first day of camp. Emergency procedures will be posted on camp bulleting boards in all campsites. As a rule, scouts and scouters hearing sirens and bells must report immediately to the nearest gathering point without delay. Gathering points are campsites, program areas, the dining hall and trading post. It is the responsibility of the leaders to make sure the scouts are aware of what to do during an emergency.

### Lost Campers

Please inform staff if you need help finding a lost camper. HSR staff has procedures in place to search camp safely and quickly. Youth campers should never be sent to search for lost campers.

### Wild Animals

Hale Scout Reservation is located inside a national forest and wherever possible is left in its natural condition. All wildlife at camp should be respected, remember that we are just visitors in their environment. We encourage Scouts to take opportunities to view wildlife whenever possible but do not approach or interfere with any animals. If an animal is found inside a tent, building or in an area that would put Scouts in harms way please call the staff to safely remove the animal.





## ZINK HIGH ADVENTURE BASE

UNIQUE OUTDOOR ADVENTURES YOU CAN'T FIND ANYWHERE ELSE!

This is not your typical High Adventure Base!

Ride your ATV on a trail, walk on a cable at 70 feet soaring in the air, ride your jet ski on the lake, learn to wake board without a boat on the cable wake park! All this in the SAME WEEK!

ZBASE has 8 different trek options so you can choose your ultimate adventure that you can't find anywhere else! With access to 35,000 acres of land, and 10,000 acres of water you are sure to find your path to challenge and excitement!

Visit [www.zbase.camp](http://www.zbase.camp) for more information.

Call (918) 392-1227 or email us at [zbase@okscouts.org](mailto:zbase@okscouts.org) for more information.



## 2021 WINTER CAMP

REGISTRATION NOW OPEN!

December 27<sup>th</sup> - 30<sup>th</sup>

Come Join us at Mabee Scout Reservation for four days of camping and Merit Badge classes. All meals and program fees are included in the price!

The Program consists of Merit Badge classes during the mornings and evenings with plenty of time in the afternoon to enjoy camp activities like climbing and shooting sports.

Adult Leaders will enjoy training opportunities for CPR, First Aid and Outdoor Leadership Skills. Units are responsible for bringing their own tents and camping equipment. All meals will be served in the Hardesty Dining Hall.

[Vist okscouts.org/wintercamp](http://okscouts.org/wintercamp) for more information!





# LEADER GUIDE 2022

## Summer 2022 Sessions:

Week 1	June 5 - 11
Week 2	June 12 - 18
Week 3	June 19 - 25
Week 4	June 26 - July 2
Week 5	July 3 - 9
Week 6	July 10 - 16

800.367.1272 ext. 214  
918.392.1214  
camphale@okscouts.org

halescoutreservation.org  
facebook.com/halebsa  
@camp\_hale

Indian Nations Council, Boy Scouts of America  
4295 S. Garnett Rd.  
Tulsa, OK 74146